

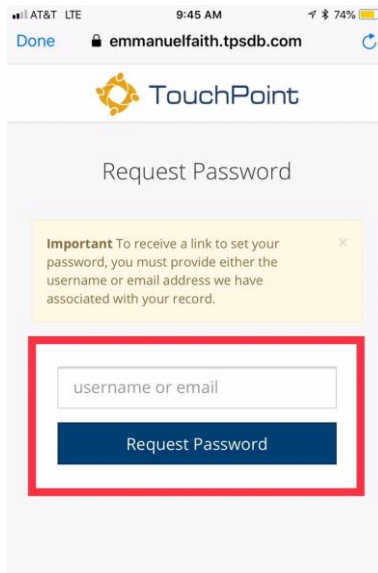
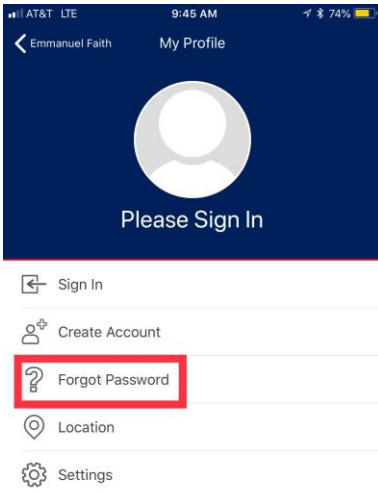
Step One

After downloading the “Emmanuel Faith CC” app, to sign in for the first time, click the “Sign in” circle on the left side.



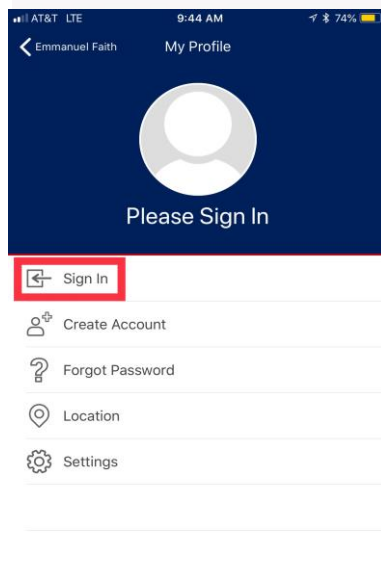
Step Two

Then click either “Create account” or “Forgot password.” If you think you might be in our database, then choose “Forgot password” and type in the email address you’ve given EFCC.



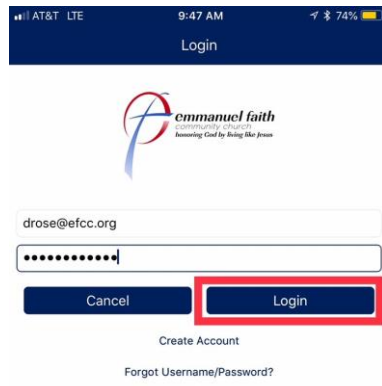
Step Three

Once you have opened the link in your email and set your password you are then ready to go back to the EFCC app to sign in. This time choose the “sign in” option.




Step Four

You will be redirected to the actual sign in page where you can now enter the same email you used earlier along with your new password and click “Log In.”



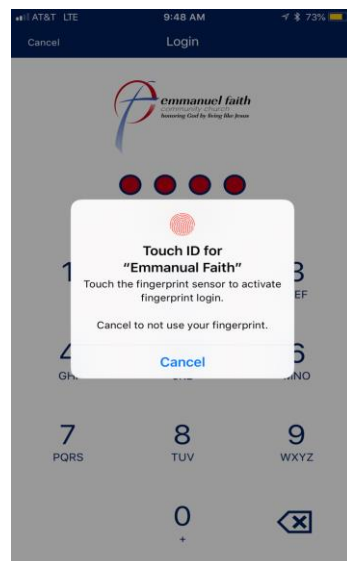
Step Five

After signing in for the first time you will be asked to choose a 4-digit security passcode. You will use this passcode to register for an event, update your personal information or to donate. A fingerprint verification option is available for some smartphones.



Step Six

Once signed in you will see the home page. If you would like to add your photo or check your personal info, click the sign-in circle.



PLEASE NOTE: You do NOT need to sign into the app unless you are registering, donating or accessing items under your login.